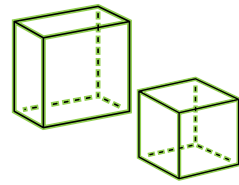
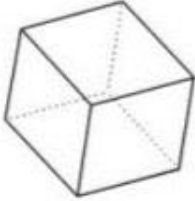

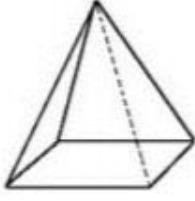
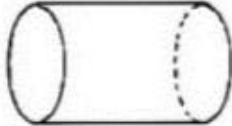

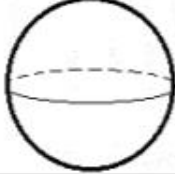


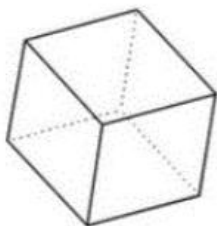
# Exercices : les solides



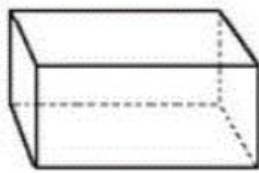
1. Ecris le nom de chaque solide. Tu peux t'aider de ta leçon.

|  |  |  |
|--|--|--|
| .....  | .....  | .....  |
|   |   |   |
| .....  | .....  | .....  |
|  |  |  |

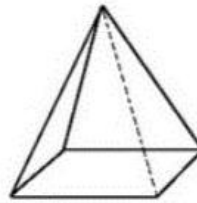
2. Complète le tableau suivant.



A



B



C

|   | Nombre de faces | Nombre de sommets | Nombre d'arêtes |
|---|-----------------|-------------------|-----------------|
| A |                 |                   |                 |
| B |                 |                   |                 |
| C |                 |                   |                 |